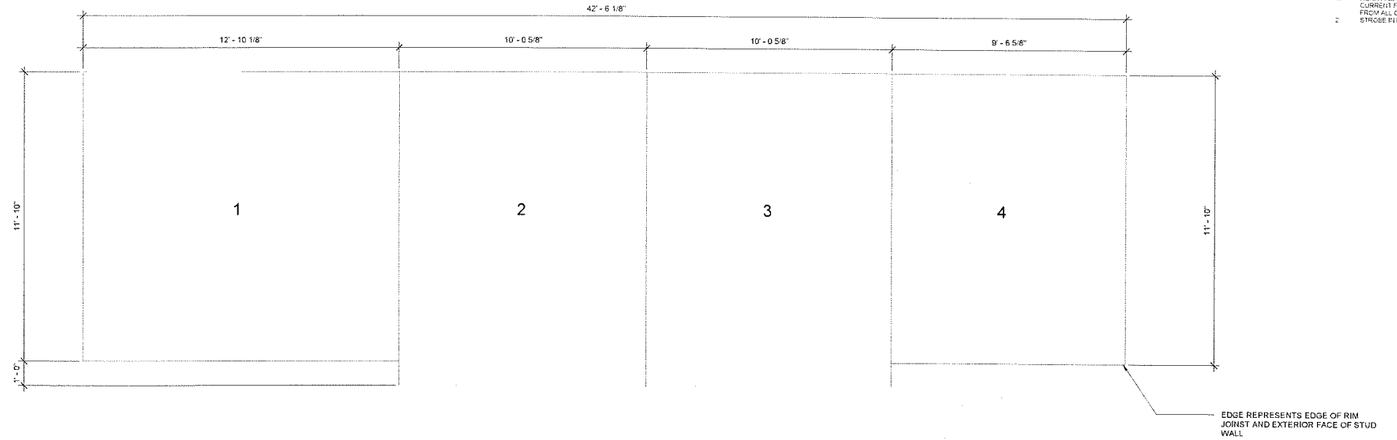

2 1A-201 FLOOR MODULE LAYOUT
SCALE 1/2" = 1'-0"

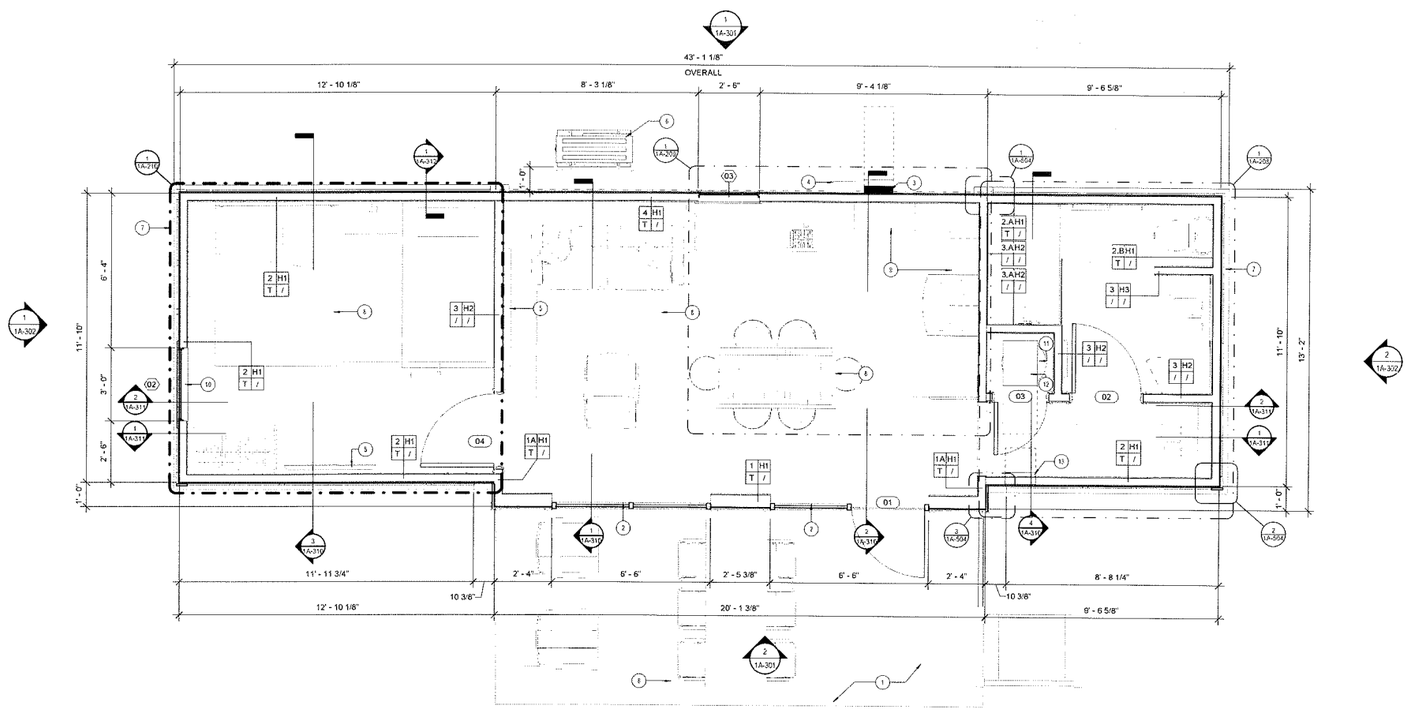

1 1A-201 FLOOR PLAN
SCALE 1/2" = 1'-0"

COMMUNICATION FEATURES ROOM

- REFER TO A-110 FOR UNIT MATRIX. COMMUNICATION FEATURE ROOMS ONLY APPLY TO UNITS IDENTIFIED IN MATRIX.
- REFER TO ELECTRICAL DRAWINGS FOR DESIGN REQUIREMENTS.

REQUIRES
1. HORN AND STROBE IN SLEEPING AREA. MOUNTING LOCATION PER CURRENT FLORIDA FIRE PREVENTION CODE AND MUST BE VISIBLE FROM ALL OCCUPIED AREAS
2. STROBE IN BATHROOM.

GENERAL FLOOR PLAN NOTES

A. CABIN WILL BE CONSTRUCTED IN MODULAR FLOOR, WALL AND ROOF PANELS.
B. FLOOR IS CONSTRUCTED FROM 4 MODULES. CONTRACTOR TO COORDINATE ON-SITE ASSEMBLIES OF MODULAR SYSTEMS.
C. WALLS ARE PANELIZED AND INSTALLED BY MODULES ON SITE.
D. ROOF STRUCTURE IS A SIP SYSTEM.
E. SEE SPECIFICATIONS, ELEVATIONS, DETAILS, AND MEP DRAWINGS FOR ADDITIONAL INFORMATION INCLUDING MOUNTING HEIGHTS.
F. INSTALL FIRE SPRINKLER HEADS AND ESCUTCHEONS WITH CORROSION RESISTANT FINISH.
G. ALL OUTLETS WITHIN WET ROOMS, ADJACENT TO SINKS, AND IN KITCHEN SHALL BE GFCI. SEE ELECTRICAL.
H. CABINETS/VANITIES AND MILLWORK TO BE DESIGNED BY OTHERS. REFERENCE SHOP DRAWINGS PROVIDED BY OWNER TO COORDINATE INSTALLATION AND PLUMBING REQUIREMENTS.
I. MAINTAIN ACCESSIBILITY TO ACCESS PANELS. MILLWORK CONTRACTOR TO VERIFY IN FIELD LOCATION OF ACCESS PANELS AND PROVIDE ACCESS THROUGH MILLWORK AS NEEDED.
J. PROVIDE AND INSTALL ALL NECESSARY SUPPORT, BLOCKING, ANCHORING AND BRACING FOR ELECTRIC LIGHT FIXTURES, CHANDELIERS, MECHANICAL EQUIPMENT, PIPES, DUCTWORK, OTHER UTILITY APPURTENANCES, AND SIMILAR MISC FOLLOW DISNEYS STD-19.014 STANDARD FOR OVERHEAD ATTACHMENT.
K. PROVIDE AND INSTALL ALL NECESSARY HARDWARE, BRACKETS, BRACING, ANCHORING, INSERTS, BLOCKING, FURRING OR OTHER SUPPLEMENTARY ITEMS NEEDED FOR COMPLETE INSTALLATION OF EQUIPMENT, CABINETS, FIXTURES, ACCESSORIES, DISPLAY CASES, MIRRORS, COUNTERS, TV, INTERCOM, TOILET ACCESSORIES, BLINDS, GRAB BARS, ETC.
J. USE MOISTURE RESISTANCE GYPSUM WALL BOARD AT ALL CERAMIC TILE LOCATIONS UNLESS NOTED OTHERWISE.
K. IN SPACES WITH HIGH HUMIDITY CONTENT, GYPSUM WALL BOARD TO BE MOISTURE RESISTANT.
N. ALL ROUGH OPENING REQUIREMENT SHALL BE CONFIRMED BY CONTRACTOR PER WINDOW AND DOOR MFR INSTALLATION INSTRUCTIONS.
O. REFER TO ENLARGED PLANS AND FINISH PLANS FOR INTERIOR ELEVATIONS.

DIMENSION NOTE

A. ALL DIMENSIONS ARE FROM FACE OF STUD UNLESS NOTED OTHERWISE.

FLOOR PLAN KEYNOTES

1. EXISTING DECK TO REMAIN
2. STOREFRONT SYSTEM
3. ELECTRICAL PANEL
4. WALL MOUNTED FIBER ENCLOSURE. SEE TE DRAWINGS
5. PROVIDE BLOCKING, MOUNT AND ARTICULATING ARM FOR WALL MOUNTED TV
6. HVAC UNIT ON CONCRETE PAD
7. DECORATIVE BANDING BELOW
8. FFE ITEMS. COORDINATE WITH INTERIOR PACKAGE
9. KITCHEN MILLWORK
10. EGRESS WINDOW
11. WATER HEATER
12. MECHANICAL UNIT ON STAND
13. DEHUMIDIFIER

WALL TYPE LEGEND

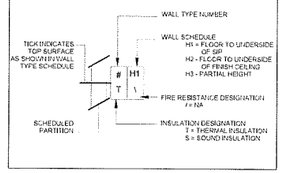

PRELIMINARY NOT FOR CONST-RUCTION

NO	DATE	DESCRIPTION OF REVISION
A		
A		
A		
A		
A		
A		
A		
A		
A		

NO	DATE	BY
1	3/31/23	SC
2	4/23/23	SC

PERMIT-OWNER REVIEW
KD/SD/PDA

NOTICES:
THE DATA IN THIS DOCUMENT INCORPORATES PROPRIETARY RIGHTS OF WALT DISNEY PARKS AND RESORTS U.S., INC. AND MAY NOT BE REPRODUCED, DISTRIBUTED, OR DISCLOSED WITHOUT PRIOR WRITTEN CONSENT OF WALT DISNEY PARKS AND RESORTS U.S., INC. THE DATA CONTAINED IN THIS DOCUMENT MAY BE RESTRICTED FROM EXPORT AND DISCLOSED TO FOREIGN NATIONALS PER EXPORT LAWS, REGULATIONS, AND POLICIES.
COPYRIGHT © 2023 WALT DISNEY PARKS AND RESORTS U.S., INC. ALL RIGHTS RESERVED. UNAUTHORIZED USE PROHIBITED.

KEY PERSONS AND APPROVALS

Topography	K.Deltepere	
K.Salinas		
Planning Lead	K.Deltepere	
J. Knotts	J.Kocuja	
Project Manager	J.Kocuja	
TY Williams	J.Kocuja	
Project Lead	J.Kocuja	
SITE	1195971	
4/23/2023 7:56:19 PM		

Facility Asset Management Design
1401 Vista Blvd. Lake Buena Vista Florida, 32830
(407) 934-4338 (407) 939-4412

PROJECT DESIGNATION
Walt Disney Parks and Resorts U.S., Inc.
© Disney

PROJECT TITLE
DISNEY'S FORT WILDERNESS RESORT
PROJECT NAME
THE CABINS
PROJECT PALMETTO
4510 FORT WILDERNESS TRAIL, LAKE FL
SHEET TITLE
FLOOR PLAN

PROJECT NO. / PROJECT NUMBER CODE
DRAWING NO. 1A-201
REV NO. 1

Autodesk Docs://WDW RS Project Palmetto/4510-AR-SOP-Standard Cabin.rvt
4/23/2023 7:56:19 PM
SCALE: As indicated