



Name Leslie Stuart Trachtman
Service 1028 Shore-View Cir
Address Crownsville, MD 21032
Account # 1334641000

Summary

Billing Date: February 3, 2012

Previous Balance \$192.59

Payments Received

January 20, 2012 \$192.59

BGE Outstanding Balance \$0.00

Charges/Adjustments this Period

BGE Electric 161.36

Total Charges This Period \$161.36

Total Amount Due by Feb. 27, 2012 \$161.36

A late charge will be applied to payments received after Feb. 27, 2012.

A late payment charge is applied to the unpaid balance of your BGE charges. The charge is up to 1.5% for the first month; additional charges will be assessed on unpaid balances past the first month, not to exceed 5%.

Important Information About Your Bill

Moving? To stop or transfer service, contact BGE at least 3 business days prior to your move date. You are responsible for all service at your present address until you notify us.

Next Scheduled Reading

March 2, 2012

Electric Usage Profile

Month/ Year	Type of Reading	Days	kWh	Avg. Daily Use	Avg. Temp
Feb 12	Actual	27	1243	46.0	41
Jan 12	Actual	34	1502	44.2	43

Previous year profile data not available

Cold weather can significantly impact your bill. During the current bill period, the temperature at BWI Airport was at or below freezing a total of 184 hours. Find out more at www.bge.com.

Important Information About Your Bill

BGE Supply Price Comparison Information: The current price for Standard Offer Service (SOS) electricity is 9.076 cents/kWh, effective through May 31, 2012. SOS electricity will cost 9.462 cents/kWh beginning June 1, 2012 through September 30, 2012. The weighted average price of SOS electricity will be 9.215 through September 30, 2012. The price for SOS from October 1, 2012 through May 31, 2013 will be set in May 2012.



Name Leslie Stuart Trachtman
Service 1028 Shore-View Cir
Address Crownsville, MD 21032
Account # 1334641000

Summary

Billing Date: January 6, 2012

Previous Balance \$144.15

Payments Received

December 15, 2011 \$144.15

BGE Outstanding Balance \$0.00

Charges/Adjustments this Period

BGE Electric 192.59

Total Charges This Period \$192.59

Total Amount Due by Jan. 30, 2012 \$192.59

A late charge will be applied to payments received after Jan. 30, 2012.

A late payment charge is applied to the unpaid balance of your BGE charges. The charge is up to 1.5% for the first month; additional charges will be assessed on unpaid balances past the first month, not to exceed 5%.

Important Information About Your Bill

Moving? To stop or transfer service, contact BGE at least 3 business days prior to your move date. You are responsible for all service at your present address until you notify us.

Next Scheduled Reading

February 2, 2012

Electric Usage Profile

Month/ Year	Type of Reading	Days	kWh	Avg. Daily Use	Avg. Temp
Jan 12	Actual	34	1502	44.2	43
Dec 11	Actual	29	1108	38.2	52

Previous year profile data not available

Cold weather can significantly impact your bill. During the current bill period, the temperature at BWI Airport was at or below freezing a total of **193 hours**. Find out more at www.bge.com.

Important Information About Your Bill

BGE Supply Price Comparison Information: The current price for Standard Offer Service (SOS) electricity is 9.037 cents/kWh, effective through May 31, 2012. SOS electricity will cost 9.462 cents/kWh beginning June 1, 2012 through September 30, 2012. The weighted average price of SOS electricity will be 9.190 through September 30, 2012. The price for SOS from October 1, 2012 through May 31, 2013 will be set in May 2012.



Name Leslie Stuart Trachtman
Service Address 1028 Shore-View Cir
Crownsville MD 21032
Account Number 77128-73578

Summary

Billing Date: December 3, 2011

Payments Received

November 28, 2011 \$15.17

BGE Outstanding Balance \$0.00

Charges this Period

BGE Electric 144.15

Total Charges This Period \$144.15

Total Amount Due by Dec. 27, 2011 \$144.15

A late charge will be applied to payments received after Dec. 27, 2011

A late payment charge is applied to the unpaid balance of your BGE charges. The charge is up to 1.5% for the first month; additional charges will be assessed on unpaid balances past the first month, not to exceed 5%.

Important Information About Your Bill

BGE Electric Supply Price Comparison Information: The current price for Standard Offer Service (SOS) electricity is 9.037 cents/kWh, effective through May 31, 2012. SOS electricity will cost 9.462 cents/kWh beginning June 1, 2012 through September 30, 2012. The weighted average price of SOS electricity will be 9.190 cents/kWh through September 30, 2012. The price for SOS from October 1, 2012 through May 31, 2013 will be set in May 2012.

Moving? To stop or transfer service, contact BGE at least 3 business days prior to your move date. You are responsible for all service at your present address until you notify us.

Next Scheduled Reading

January 5, 2012

Electric Usage Profile

Month/ Year	Type of Reading	Days	kWh	Avg. Daily Use	Avg. Temp
Dec 11	Actual	29	1108	38.2	60
Nov 11	Actual	29	543	18.7	57

Profile data not available this month

Cold weather can significantly impact your bill. During the current bill period, the temperature at BWI Airport was at or below freezing a total of 32 hours. Find out more at www.bge.com.

Your Account Number Is Changing: In early January 2012, all BGE customer account numbers will change to be compatible with our upgraded billing system. Your new account number will replace the old number on your bill starting with your January bill.

Special Message! As we finalize system upgrades, access to your online accounts will be unavailable from Wednesday, Dec. 28 through Tuesday, Jan. 3. If your bill is due during this period, please arrange to pay via another method (visit 'Ways to Pay' on BGE.com for payment options). If you normally schedule your payments, please plan to schedule them prior to Wednesday, Dec. 28 or return after Tuesday, Jan. 3 to schedule payments.



An ENERGY STAR® Version 2 Qualified Home

This home built at

1028 Shore View Circle, Crownsville , MD 21032

by Rock Solid Builders, LLC

has been verified by EMO Energy Solutions, an independent professional or organization,
to meet or exceed strict energy efficiency guidelines
set by the U.S. Environmental Protection Agency.

HERS Index: 66

8/11/2011

Sam Rashkin
National Director
ENERGY STAR for Homes


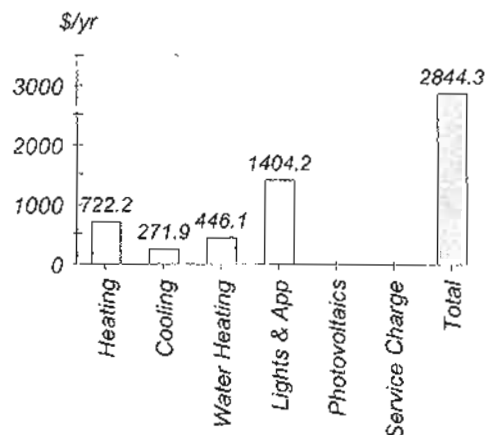
www.energystar.gov



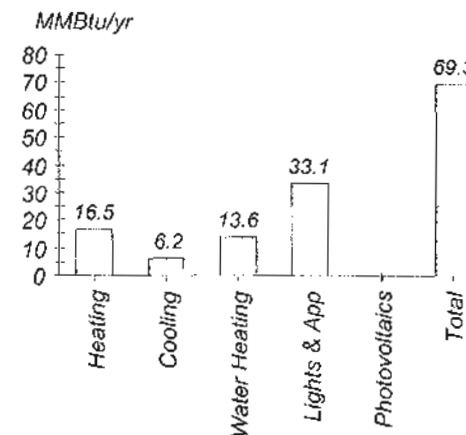
EarthCraft Virginia

ENERGY RATING CERTIFICATE

Estimated Annual Energy Cost



Estimated Annual Energy Consumption



Address: 1028 Shore View Circle
Crownsville, MD 21032

House Type: Single-family detached
Cond. Area: 3029 sq. ft.
Rating No.: 001
Issue Date: December 22, 2011

Annual Estimates*:
Electric(kWh): 15043
Propane(Gallons): 197
CO2 emissions(Tons): 11
Annual Savings**: \$2104

* Based on standard operating condition
** Based on a HERS 130 Index Home

TITLE

Company
Address

Certified Rater: Steve Hearn
Certification No: 9038
Rating Date: 8/11/2011

REM/Rate - Residential Energy Analysis and Rating Software v12.96

This information does not constitute any warranty of energy cost or savings. © 1985-2011 Architectural Energy Corporation, Boulder, Colorado.
The Home Energy Rating Standard Disclosure for this home is available from the rating provider.